



2009 BUDGET

Presented: November 10, 2008

I. Executive Overview

For calendar year 2009, Bear Creek Township (“Bear Creek” or “the Township”) is projecting revenues of \$ 844,009 and expenses of \$ 766,749. Included in the revenue figure is a \$100,000 Community Block Grant from DCED. This grant is anticipated to be received before year end 2009 and is restricted in its use – it is for the resurfacing of Hillcrest Road. The current projection of cash on hand for year end 2008 is \$509,893; year end 2009 is expected to be \$ 587,153.

Of note, the 2009 budget proposes the reinstatement of millage in Bear Creek. In 2005, the Board of Directors set the millage rate to zero. Prior to this, the Township’s millage was set at 5 mills – of which 3 mills are payable to the Bear Creek Township Volunteer Hose Company¹. Since 2005, the Township has continued to pay the Hose Company their 3 mills despite not collecting any local real estate taxes. In addition to the old 5 mills, the Township’s budget reflects an additional 7 mills for a total of 12 mills. These 7 mills will be restricted in use for road repair / repaving and purchase of much needed equipment.

Beyond the operating revenues and expenses of the township is the obligation to keep our roads passable and in good condition. This creates the need for large, capital spending including vehicles and road paving projects. These are outlined in the Capital Spending section of this budget presentation.

Lastly, the budget reflects all expenses included in completing and submitting our updated Act 537 Plan to DEP. It does not reflect any reimbursement of Act 537 Plan expenses, as the most likely scenario is that this payment would be received in early 2010.

¹ Resolution 10-2004, adopted at Public Meeting of December 20, 2004.

II. PROJECTED CASH BALANCES

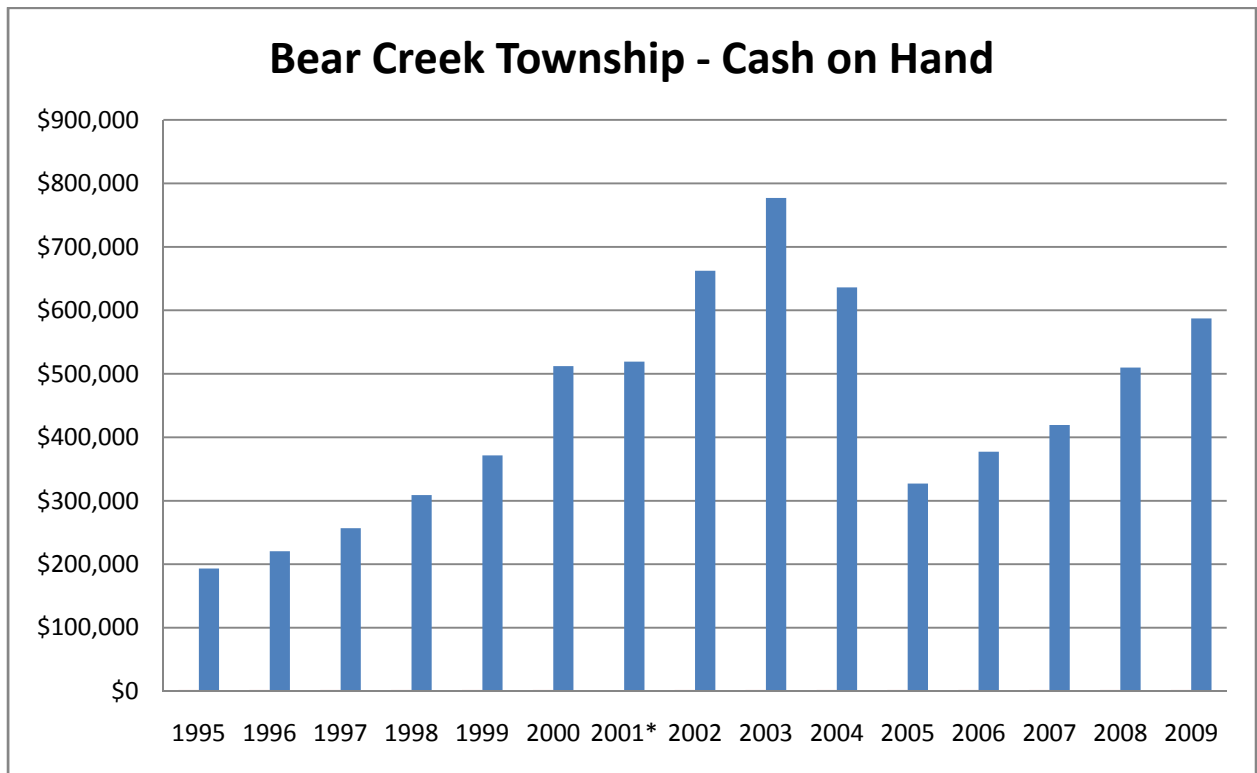
The following table shows the cash balance maintained by Bear Creek over the recent history.

Y/E	General	Liq Fuels	Capital	UCC	In-Kind	Wind	Total
1995	\$ 117,338	\$ 10,063	\$ 65,835				\$ 193,236
1996	\$ 91,423	\$ 5,699	\$ 123,419				\$ 220,541
1997	\$ 31,585	\$ 30,137	\$ 195,069				\$ 256,791
1998	\$ 40,000	\$ 63,263	\$ 205,648				\$ 308,910
1999	\$ 34,985	\$ 50,969	\$ 285,452				\$ 371,406
2000	\$ 3,304	\$ 84,564	\$ 424,200				\$ 512,068
2001*	\$ 7,309	\$ 85,235	\$ 426,525				\$ 519,068
2002	\$ 99,114	\$ 114,741	\$ 448,415				\$ 662,269
2003	\$ 170,728	\$ 152,953	\$ 453,300				\$ 776,980
2004	\$ 172,144	\$ 4,839	\$ 459,099				\$ 636,082
2005	\$ 115,970	\$ 4,228	\$ 206,845				\$ 327,043
2006	\$ 254,780	\$ 43,685	\$ 66,754	\$ 5,640		\$ 6,426	\$ 377,285
2007	\$ 227,418	\$ 17,371	\$ 143,843	\$ 9,127	\$ 20,600	\$ 1,018	\$ 419,377
2008	\$ 246,460	\$ 38,072	\$ 146,631	\$ 18,427	\$ 23,032	\$ 37,271	\$ 509,893
2009	\$ 275,047	\$ 5,395	\$ 209,231	\$ 24,677	\$ 23,632	\$ 49,171	\$ 587,153

* Balance is through November 30, 2001

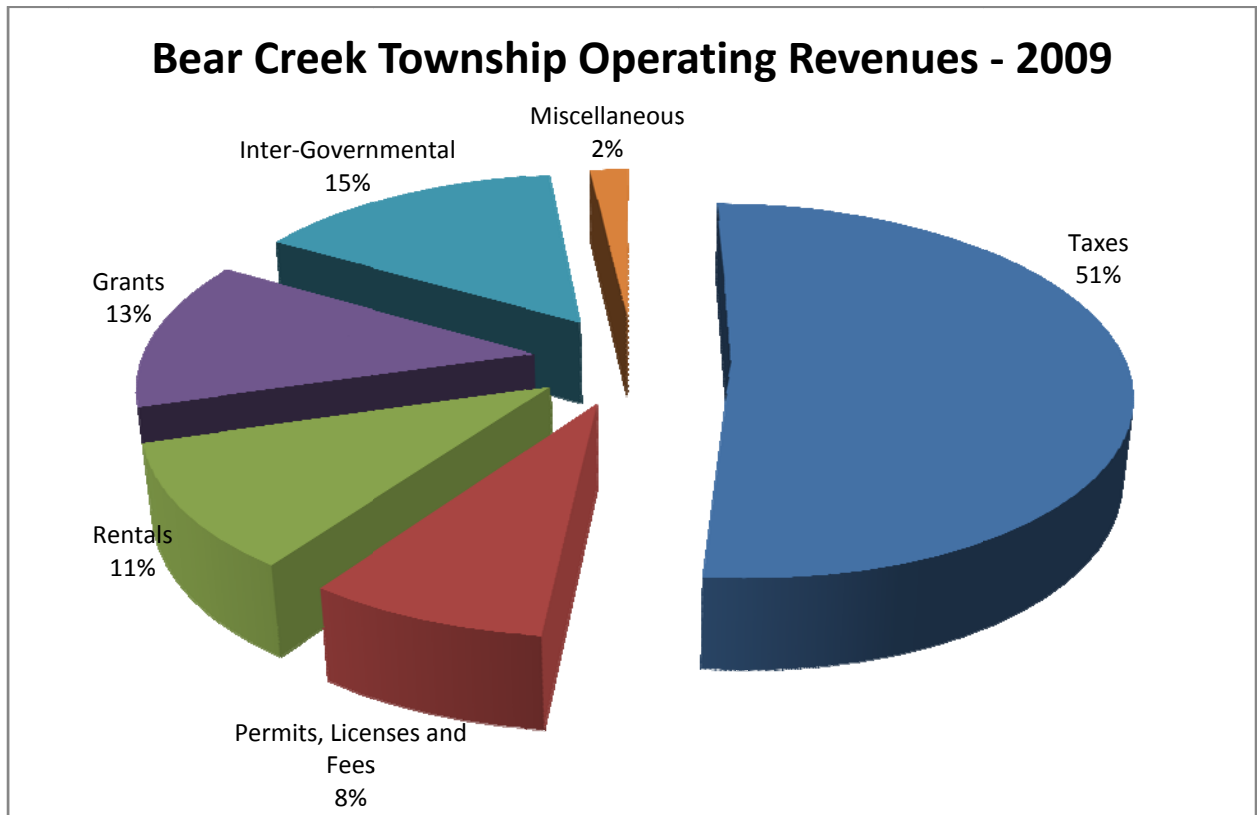
Bear Creek has been fortunate in that there has been no requirement to take on debt to run the Township. Based on cash flow projections for 2009, this will continue. However, as outlined in the Capital section of this report, we do face some problems with roadways that

are in varying levels of disrepair. While it is always our preference to obtain grants for these significant expenditures, these grants may not be available or may be insufficient to satisfy near term requirements. As is illustrated in the following graph, cash ramps up when minimal capital activities occur (1995-2003), but major projects cut in to the funds available. An example of this is the 2005 decline in cash on hand of over \$ 300,000 which was due primarily to a major paving project in the Forest Park section of the Township.



III. OPERATING REVENUE

The 2009 Operating Revenue budget for Bear Creek is \$ 844,009. This represents a 36% increase over projected 2008 revenues. The 2009 budget includes a \$ 100,000 DCED grant; excluding this grant the growth rate over 2008 revenue is approximately 20%. In the budget for 2009, we have reestablished the real estate millage at the levels last used in 2004 (5 mills). We have also projected the impact of adding another seven mills which would be reserved for road improvements and equipment. Excluding this from the total, 2009 operating revenues would be nearly identical to the 2008 revenues – only about ½ of 1 percent revenue growth.



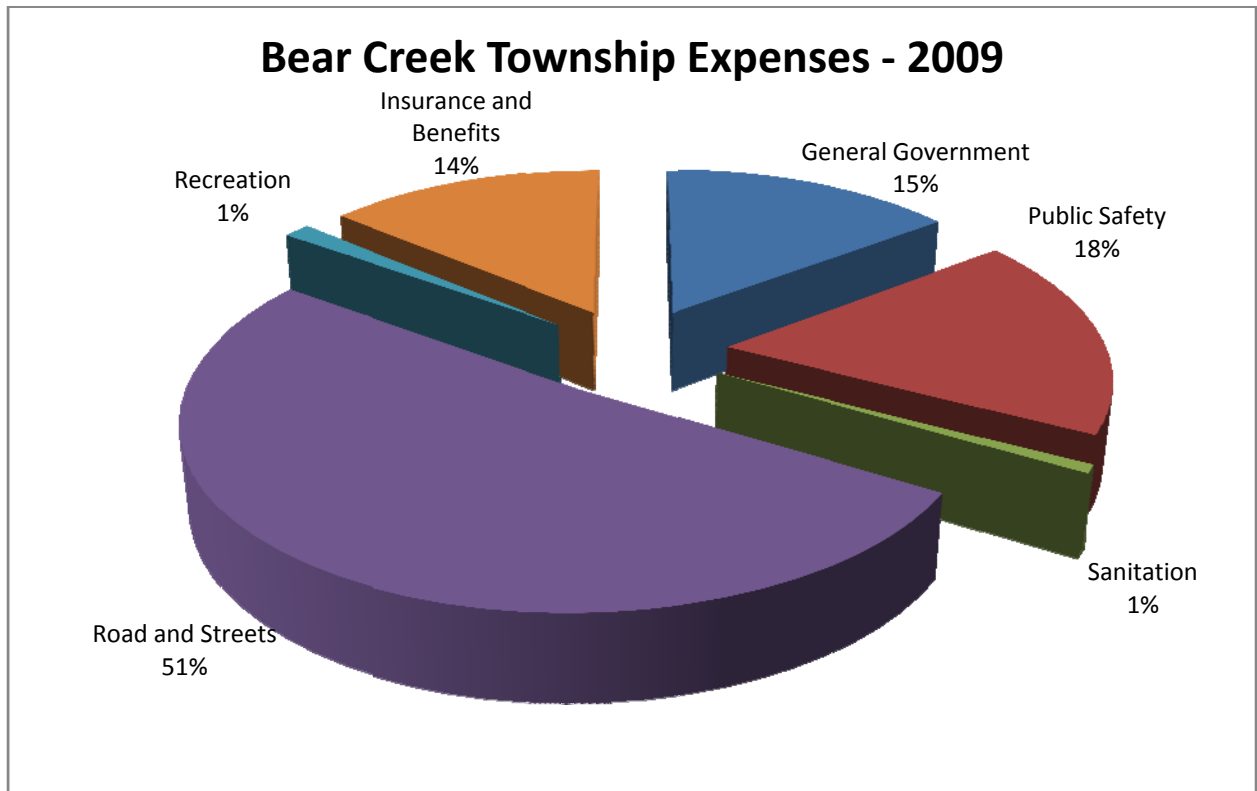
Beginning in 2005, the Board of Supervisors elected to set the real estate tax rate (the millage) to a rate of zero. This means that from 2005 through 2008 the Township did not collect any current real estate taxes. In 2004 current real estate taxes collected by the Township totaled \$ 41,972. To illustrate the financial shortfall that has been created by the decision to take the millage to zero, we have prepared the following table. This compares the revenues received from the windmills to the real estate taxes which have been forgone by the Township using straight line growth from the 2004 figure to the 2009 values at 5 mills.

Year	Real Estate Taxes*	Windmill Annual Fee	Difference
2005	\$ 42,439	\$ 0	-\$ 42,439
2006	\$ 44,876	\$ 45,370	\$ 494
2007	\$ 46,327	\$ 30,000	-\$ 16,327
2008	\$ 47,779	\$ 35,700	-\$ 12,079
Total			-\$71,336
*Assumes even growth in tax base from 2004-2009			

The township supervisors continue to evaluate other, new revenue producing ideas. An example of this is the evaluation of the site directly adjacent to the Township building for possible revenue-producing opportunities.

III. OPERATING EXPENSES

Expenses, including capital improvement projects are expected to be \$ 766,749 in 2009. Slightly more than ½ of this total is for Road and Streets, as shown below.



From a staffing perspective, the budget assumes a three-man road crew. This crew will earn an average rate of \$ 15.33 per hour. On an annual basis, we anticipate overtime will be slightly less than 4%. All of this overtime is projected to occur in either January – March or November – December, in anticipation of winter weather.

The budget also continues the summer employment program. We project hiring 4 employees at a rate of \$ 7.15 per hour. This will run for 10 weeks during the summer, with employees working 4 full days per week (32 hour weeks).

Recycling is budgeted to be in place for all of 2009. The new program calls for two employees to man the recycling center on Saturday of each week. The recycling area is budgeted to be open for six hours per day and the employees will earn the same rate as our summer hires - \$ 7.15 per hour. This recycling approach works out to an average monthly

expense of about \$ 370. Our township road crew will deliver the recycling for processing as bins become full. They will do this during normal business hours, so no overtime will be incurred; the only cost will be fuel for the vehicles we use to deliver the recycling. The end result is a savings over our old plan of about \$ 2,000 per year. Also, we are in discussion with Bear Creek Village to enter a Multi-Municipality agreement to provide partial funding of our program. A fee of \$250 per month has been included in the revenue budget to offset part of the recycling costs.

Act 537

The 2009 budget reflects the Act 537 expense contractually agreed to with Reilly Associates. There is no recovery of these expenses shown in the 2009 budget. While 50% of the expenses are reimbursable from DEP, the Act 537 approval is expected late in 2009. From a timing standpoint, it is unlikely that the payment from DEP would be processed before 12/31/2009. Since Bear Creek Township operates on a cash basis, this cash would be recorded as income when received – more likely early 2010.

IV. CAPITAL SPENDING

The 2009 capital expenditures are estimated to be \$ 165,000. This includes the \$100,000 earmarked for the Hillcrest Road paving project for which DCED funds have been approved. An additional \$ 50,000 is anticipated to be spent to replace one of the Township's dump trucks/plows. This is a 1996 truck which in recent years the Township has incurred high

costs in repairs and maintenance. Lastly, we have projected \$ 10,000 to be used for the recreation areas including Trailwood Park.

There remain other roadways within the Township which are in varying need of repair. In the aggregate, Bear Creek owns and maintains 16.43 miles of Township roadways. With roads that are 18 feet wide, this works out to a total of over 173,000 square yards of paved roads. In 2007, the Township spent nearly \$300,000 repairing several roads in the White Haven / Poconos area which equated to \$ 12.36 per square yard. Using this average rate, the cost of repairing and repaving all Township roads would be in excess of \$ 2.1 million. If we were to save the entire 5 mills which would be earmarked for road improvements, and were able to earn 5% interest on that funding, it would take us 21 years to generate enough income to tackle the road repair issues.

During 2009, the Board of Supervisors will undertake to prepare a five-year capital spending plan. This plan shall evaluate the condition of all township roadways and prioritize them based on their condition and traffic flow. We shall also include an evaluation of all Township equipment to ensure the safety and well-being of our employees and our residents. As 2009 progresses, the Township will move forward with developing, reviewing, and implementing this capital plan.

V. PROJECTS NOT INCLUDED IN 2009 BUDGET

2009 Gaming Grants

Bear Creek Township applied for three gaming grants, all of which will result in improvements in health and safety to mitigate the impact of gaming on the Township. These projects are:

1. Purchase a new fire truck for Bear Creek Volunteer Hose Company. Grant application total of \$ 205,958.
2. Improve warning signage at the Bear Creek Community Charter School. Grant application total of \$ 39,600.
3. Install a wired/wireless surveillance system to monitor key Township locations. Grant application total of \$ 44,500.

None of the expenses or grant income for these projects are included in the 2009 budget. Within the engineering budget there is funding sufficient to evaluate the feasibility of improving the school zone signage. This will only be spent if the project is approved for funding.

Specific Recreation Improvements

The following are projects which would not be undertaken unless the Township was to obtain grants which provide project funding. These include

1. Refinishing the basketball court at Trailwood Park.
2. Adding tennis courts to one of the Township recreation areas.
3. Paving a 1,300' long x 8' wide walking path at the Township baseball field.

Roadway Improvements

As the results from the capital needs assessment are available, it is possible that the Township may find it necessary to make roadway improvements for high-risk areas. Should this occur, funding through grants would be the first choice. If this is not possible, the Township may by resolution make supplemental appropriations for any purpose from any funds on hand or estimated to be received within the fiscal year and not otherwise appropriated, including the proceeds of any borrowing authorized by law. Supplemental appropriations may be made whether or not an appropriation for that purpose was included in the original budget. (*See Second Class Township Code § 3202(c).*)

VI. OTHER INFORMATION / NEXT STEPS

Millage Information.

For informational purposes, the proposed 12 mill real estate tax represents a fee of \$ 1.20 per each \$100.00 of assessed value. Based on the tax roll – using old tax values - the average property owner will pay less than \$ 52.00 **annually** in real estate taxes to Bear Creek Township. Nearly half of all taxable properties in the Township – 46% - will pay less than \$30.00 per year in real estate taxes based on 12 mills. The table on the next page illustrates a breakdown by the percentage of properties experiencing various levels of real estate taxes.

Less than \$ 10 / year	32.1%
\$ 10 - \$ 20 / year	6.8%
\$ 21 - \$ 30 / year	7.0%
\$ 31 - \$ 50 / year	12.2%
\$ 51 - \$ 100 / year	26.1%
\$101 - \$200 / year	14.2%
Over \$200 / year	1.5%

To determine the current value of applying the millage rate (\$12.00 for each \$ 1,000 of assessed property value), the Township is using the old assessed property values. We are not using the values which have been calculated by Luzerne County in the reassessment project. If Luzerne County adopts the new reassessment before the end of 2008, the Township may be required to use these new figures. This should not change the total amount of real estate tax collected by the Township.

Time Line.

The Township budget as presented on November 10, 2008 shall be available at the Township office beginning tomorrow. In addition, it shall be posted on our township website www.bearcreektownship.org under the “Finances” tab. The budget will remain available for inspection until December 1, 2008. This ensures that the budget shall be available for public inspection for a period of 20 days as required under Second Class Township Code.

At the December 1, 2008 public meeting, a public comment session will be held to allow questions and input on the budget. After this public input session concludes, the Township supervisors will vote on the budget, presuming the revenues and expenses do not increase more than the Township Code allows. This means no more than 10% in the aggregate and no more than 25% in any major category.

Bear Creek Township
2009 Budget Summary

	Total		General	Capital	In-Kind	Liquid Fuels	UCC	Wind
Est Cash Balance - Jan 1, 2009	\$ 509,893		\$ 246,460	\$ 146,631	\$ 23,032	\$ 38,072	\$ 18,427	\$ 37,271
2009 Budgeted Revenues	\$ 844,009		\$ 539,586	\$ 172,600	\$ 600	\$ 69,323	\$ 25,000	\$ 36,900
Total Available for Appropriation	\$ 1,353,902		\$ 786,046	\$ 319,231	\$ 23,632	\$ 107,395	\$ 43,427	\$ 74,171
Budget Expenditures:								
General Government	\$ 112,564	15%	\$ 87,564	\$ -	\$ -	\$ -	\$ -	\$ 25,000
Public Safety	\$ 138,425	18%	\$ 119,675	\$ -	\$ -	\$ -	\$ 18,750	\$ -
Sanitation	\$ 5,662	1%	\$ 5,662	\$ -	\$ -	\$ -	\$ -	\$ -
Roads & Streets	\$ 393,889	51%	\$ 181,889	\$ 110,000	\$ -	\$ 102,000	\$ -	\$ -
Recreation	\$ 10,000	1%	\$ 10,000	\$ -	\$ -	\$ -	\$ -	\$ -
Insurance & Benefits	\$ 106,209	14%	\$ 106,209	\$ -	\$ -	\$ -	\$ -	\$ -
Total Expenditures	\$ 766,749		\$ 510,999	\$ 110,000	\$ -	\$ 102,000	\$ 18,750	\$ 25,000
Est Fund Balance - Dec 31, 2009	\$ 587,153		\$ 275,047	\$ 209,231	\$ 23,632	\$ 5,395	\$ 24,677	\$ 49,171

Bear Creek Township
2009 Budget By Fund Type

Account	General	Capital	In-Kind	Liq Fuel	UCC	Wind	Total
Income							
300 - TAXES							
301 - Real Estate Taxes							
301.10 - Real Estate Taxes - Current	49,200.00	69,000.00	0.00	0.00	0.00	0.00	118,200.00
301.40 - Real Estate Taxes - Delinquent	0.00	0.00	0.00	0.00	0.00	0.00	0.00
301 - Real Estate Taxes - Other	0.00	0.00	0.00	0.00	0.00	0.00	0.00
Total 301 - Real Estate Taxes	49,200.00	69,000.00	0.00	0.00	0.00	0.00	118,200.00
310 - Per Capita Taxes							
310.01 - Per Capita Tax	11,500.00	0.00	0.00	0.00	0.00	0.00	11,500.00
310.10 - Real Estate Transfer Tax	36,000.00	0.00	0.00	0.00	0.00	0.00	36,000.00
310.21 - Earned Income Tax	280,000.00	0.00	0.00	0.00	0.00	0.00	280,000.00
310.31 - Mercantile Tax	11,500.00	0.00	0.00	0.00	0.00	0.00	11,500.00
310.51 - Occupation Privilege Tax	0.00	0.00	0.00	0.00	0.00	0.00	0.00
310.511 - taxes (EMS)	8,500.00	0.00	0.00	0.00	0.00	0.00	8,500.00
310 - Per Capita Taxes - Other	3,000.00	0.00	0.00	0.00	0.00	0.00	3,000.00
Total 310 - Per Capita Taxes	350,500.00	0.00	0.00	0.00	0.00	0.00	350,500.00
Total 300 - TAXES	399,700.00	69,000.00	0.00	0.00	0.00	0.00	468,700.00
320 - LICENSES & PERMITS							
321.40 - Contractor Licenses	20,000.00	0.00	0.00	0.00	0.00	0.00	20,000.00
321.80 - Cable Television Franchise	25,000.00	0.00	0.00	0.00	0.00	0.00	25,000.00
Total 320 - LICENSES & PERMITS	45,000.00	0.00	0.00	0.00	0.00	0.00	45,000.00
330 - FINES							
331.11 - Motor Vehicle Violations	2,000.00	0.00	0.00	0.00	0.00	0.00	2,000.00
331.12 - Violation of Ordinances	2,000.00	0.00	0.00	0.00	0.00	0.00	2,000.00
331.30 - Code Enforcement Fines	0.00	0.00	0.00	0.00	0.00	0.00	0.00
Total 330 - FINES	4,000.00	0.00	0.00	0.00	0.00	0.00	4,000.00
340 - INTEREST, RENTS & ROYALTIES							
341.00 - Interest Income	6,000.00	3,600.00	600.00	1,200.00	0.00	600.00	12,000.00
342.10 - Towers	21,372.00	0.00	0.00	0.00	0.00	0.00	21,372.00

Bear Creek Township
2009 Budget By Fund Type

Account	General	Capital	In-Kind	Liq Fuel	UCC	Wind	Total
342.11 · windmills	0.00	0.00	0.00	0.00	0.00	36,300.00	36,300.00
342.20 · Rent of Building	500.00	0.00	0.00	0.00	0.00	0.00	500.00
Total 340 · INTEREST, RENTS & ROYALTIES	27,872.00	3,600.00	600.00	1,200.00	0.00	36,900.00	70,172.00
350 · INTERGOVERNMENTAL							
354.01 · State Operating Grants	0.00	100,000.00	0.00	0.00	0.00	0.00	100,000.00
355.01 · Public Utility Realty Tax	600.00	0.00	0.00	0.00	0.00	0.00	600.00
355.04 · Alcoholic Beverage License	1,500.00	0.00	0.00	0.00	0.00	0.00	1,500.00
355.05 · Pension System State Aid	5,000.00	0.00	0.00	0.00	0.00	0.00	5,000.00
355.99 · All Other Shared Revenues	20,000.00	0.00	0.00	0.00	0.00	0.00	20,000.00
356.02 · Game Commission Lands	16,000.00	0.00	0.00	0.00	0.00	0.00	16,000.00
357.99 · Local Governmental Grants	0.00	0.00	0.00	0.00	0.00	0.00	0.00
355.100 - State Allocation	0.00	0.00	0.00	68,123.00	0.00	0.00	68,123.00
359.01 · Dennison Township	1,564.00	0.00	0.00	0.00	0.00	0.00	1,564.00
359.05 · W-B Municipal Authority	850.00	0.00	0.00	0.00	0.00	0.00	850.00
359.06 · Bear Creek Borough	3,000.00	0.00	0.00	0.00	0.00	0.00	3,000.00
Total 350 · INTERGOVERNMENTAL	48,514.00	100,000.00	0.00	68,123.00	0.00	0.00	216,637.00
360 · CHARGES FOR SERVICES							
361.30 · Zoning & Subdivision Fees	5,000.00	0.00	0.00	0.00	0.00	0.00	5,000.00
361.34 · Hearing Fees (Zoning & Planning)	1,600.00	0.00	0.00	0.00	0.00	0.00	1,600.00
361.50 · Sale of Maps & Codes	400.00	0.00	0.00	0.00	0.00	0.00	400.00
362.41 · Building Permits	0.00	0.00	0.00	0.00	25,000.00	0.00	25,000.00
362.43 · Sewage Permits	6,000.00	0.00	0.00	0.00	0.00	0.00	6,000.00
362.45 · Certificate of Occupancy	0.00	0.00	0.00	0.00	0.00	0.00	0.00
Total 360 · CHARGES FOR SERVICES	13,000.00	0.00	0.00	0.00	25,000.00	0.00	38,000.00
380 · MISCELLANEOUS INCOME							
380.01 · Miscellaneous Income	1,500.00	0.00	0.00	0.00	0.00	0.00	1,500.00
380 · MISCELLANEOUS INCOME - Other	0.00	0.00	0.00	0.00	0.00	0.00	0.00
Total 380 · MISCELLANEOUS INCOME	1,500.00	0.00	0.00	0.00	0.00	0.00	1,500.00
Total Income	539,586.00	172,600.00	600.00	69,323.00	25,000.00	36,900.00	844,009.00

Bear Creek Township
2009 Budget By Fund Type

Account	General	Capital	In-Kind	Liq Fuel	UCC	Wind	Total
400 - GENERAL GOVERNMENT							
400.00 - GOVERNING BODY							
400.11 - Salary - Supervisors	9,375.00	0.00	0.00	0.00	0.00	0.00	9,375.00
400.20 - Supplies	0.00	0.00	0.00	0.00	0.00	0.00	0.00
400.31 - advertising	0.00	0.00	0.00	0.00	0.00	0.00	0.00
400.33 - Mileage	650.00	0.00	0.00	0.00	0.00	0.00	650.00
400.42 - Dues & Subscriptions	1,000.00	0.00	0.00	0.00	0.00	0.00	1,000.00
400.45 - leasing office equipment	0.00	0.00	0.00	0.00	0.00	0.00	0.00
400.451 - equipment leasing	4,419.00	0.00	0.00	0.00	0.00	0.00	4,419.00
400.46 - Seminars & Conferences	3,000.00	0.00	0.00	0.00	0.00	0.00	3,000.00
400.00 - GOVERNING BODY - Other	0.00	0.00	0.00	0.00	0.00	0.00	0.00
Total 400.00 - GOVERNING BODY	18,444.00	0.00	0.00	0.00	0.00	0.00	18,444.00
402.00 - AUDITING SERVICES							
402.11 - Salary - Auditors	0.00	0.00	0.00	0.00	0.00	0.00	0.00
402.21 - Expenses	0.00	0.00	0.00	0.00	0.00	0.00	0.00
402.31 - CPA	2,000.00	0.00	0.00	0.00	0.00	0.00	2,000.00
402.33 - Mileage	0.00	0.00	0.00	0.00	0.00	0.00	0.00
402.34 - Advertising, Printing & Binding	0.00	0.00	0.00	0.00	0.00	0.00	0.00
402.46 - Seminars & Conferences	0.00	0.00	0.00	0.00	0.00	0.00	0.00
402.100 - Bank Service Charge	0.00	0.00	0.00	0.00	0.00	0.00	0.00
Total 402.00 - AUDITING SERVICES	2,000.00	0.00	0.00	0.00	0.00	0.00	2,000.00
403.00 - TAX COLLECTION							
403.11 - Salary - Tax Collector	0.00	0.00	0.00	0.00	0.00	0.00	0.00
403.12 - Berkheimer Collection Fees	0.00	0.00	0.00	0.00	0.00	0.00	0.00
403.34 - Printing & Binding	0.00	0.00	0.00	0.00	0.00	0.00	0.00
403.35 - Bonding Insurance	500.00	0.00	0.00	0.00	0.00	0.00	500.00
Total 403.00 - TAX COLLECTION	500.00	0.00	0.00	0.00	0.00	0.00	500.00
404.00 - SOLICITOR/LEGAL							
404.31 - Legal Fees	0.00	0.00	0.00	0.00	0.00	25,000.00	25,000.00
Total 404.00 - SOLICITOR/LEGAL	0.00	0.00	0.00	0.00	0.00	25,000.00	25,000.00

Bear Creek Township
2009 Budget By Fund Type

Account	General	Capital	In-Kind	Liq Fuel	UCC	Wind	Total
405.00 · SECRETARY/TREASURER							
405.11 · Assistant Secretary-Treas	0.00	0.00	0.00	0.00	0.00	0.00	0.00
405.12 · Salary - Secretary	24,570.00	0.00	0.00	0.00	0.00	0.00	24,570.00
405.13 · Treasurer	0.00	0.00	0.00	0.00	0.00	0.00	0.00
405.14 · clerk typist	0.00	0.00	0.00	0.00	0.00	0.00	0.00
405.21 · Office Supplies/Postage	3,900.00	0.00	0.00	0.00	0.00	0.00	3,900.00
405.321 · Telephone Expense	2,100.00	0.00	0.00	0.00	0.00	0.00	2,100.00
405.33 · Mileage	550.00	0.00	0.00	0.00	0.00	0.00	550.00
405.34 · Advertising Expense	0.00	0.00	0.00	0.00	0.00	0.00	0.00
405.341 · request for copies	0.00	0.00	0.00	0.00	0.00	0.00	0.00
405.35 · Bonding Expense	0.00	0.00	0.00	0.00	0.00	0.00	0.00
405.45 · Contracted services	1,000.00	0.00	0.00	0.00	0.00	0.00	1,000.00
405.46 · Seminars & Conferences	0.00	0.00	0.00	0.00	0.00	0.00	0.00
Total 405.00 · SECRETARY/TREASURER	32,120.00	0.00	0.00	0.00	0.00	0.00	32,120.00
408.00 · ENGINEERING SERVICES							
408.12 · Engineering Fees	16,000.00	0.00	0.00	0.00	0.00	0.00	16,000.00
408.00 · ENGINEERING SERVICES - Other	0.00	0.00	0.00	0.00	0.00	0.00	0.00
Total 408.00 · ENGINEERING SERVICES	16,000.00	0.00	0.00	0.00	0.00	0.00	16,000.00
409.00 · MAINTENANCE							
409.12 · Salary - Maintenance	3,500.00	0.00	0.00	0.00	0.00	0.00	3,500.00
409.22 · Supplies	0.00	0.00	0.00	0.00	0.00	0.00	0.00
409.25 · Repairs & Maintenance	1,500.00	0.00	0.00	0.00	0.00	0.00	1,500.00
409.361 · Electricity	2,000.00	0.00	0.00	0.00	0.00	0.00	2,000.00
409.362 · Heating Oil	9,500.00	0.00	0.00	0.00	0.00	0.00	9,500.00
409.45 · Contracted Services	2,000.00	0.00	0.00	0.00	0.00	0.00	2,000.00
409.70 · Capital Outlay	0.00	0.00	0.00	0.00	0.00	0.00	0.00
409.83 · Depreciation Expense	0.00	0.00	0.00	0.00	0.00	0.00	0.00
Total 409.00 · MAINTENANCE	18,500.00	0.00	0.00	0.00	0.00	0.00	18,500.00
Total 400 · GENERAL GOVERNMENT	87,564.00	0.00	0.00	0.00	0.00	25,000.00	112,564.00
410 · PUBLIC SAFETY							

Bear Creek Township
2009 Budget By Fund Type

Account	General	Capital	In-Kind	Liq Fuel	UCC	Wind	Total
411.00 · FIRE PROTECTION							
411.22 · Supplies	0.00	0.00	0.00	0.00	0.00	0.00	0.00
411.361 · Electricity	0.00	0.00	0.00	0.00	0.00	0.00	0.00
411.362 · Heating Oil	0.00	0.00	0.00	0.00	0.00	0.00	0.00
411.45 · Contracted Services	28,000.00	0.00	0.00	0.00	0.00	0.00	28,000.00
411.54 · Firemen's Relief Contribution	20,000.00	0.00	0.00	0.00	0.00	0.00	20,000.00
411.541 · EMS	0.00	0.00	0.00	0.00	0.00	0.00	0.00
411.70 · Dry Hydrants	0.00	0.00	0.00	0.00	0.00	0.00	0.00
Total 411.00 · FIRE PROTECTION	48,000.00	0.00	0.00	0.00	0.00	0.00	48,000.00
413.00 · SEWAGE & CODE ENFORCEMENT							
413.12 · Salary - Code Enforcement	10,000.00	0.00	0.00	0.00	0.00	0.00	10,000.00
413.12 · Code Administration - BIU					18,750.00		18,750.00
413.13 · Sewage Enforcement Fees	6,000.00	0.00	0.00	0.00	0.00	0.00	6,000.00
413.21 · Office Supplies/Postage	100.00	0.00	0.00	0.00	0.00	0.00	100.00
413.321 · Telephone Expense	0.00	0.00	0.00	0.00	0.00	0.00	0.00
413.31 · Sewage Study	44,000.00	0.00	0.00	0.00	0.00	0.00	44,000.00
413.33 · Mileage	500.00	0.00	0.00	0.00	0.00	0.00	500.00
413.34 · advertising	0.00	0.00	0.00	0.00	0.00	0.00	0.00
413.46 · Seminars & Conferences	0.00	0.00	0.00	0.00	0.00	0.00	0.00
413.100 · Code Charges	0.00	0.00	0.00	0.00	0.00	0.00	0.00
Total 413.00 · SEWAGE & CODE ENFORCEMENT	60,600.00	0.00	0.00	0.00	18,750.00	0.00	79,350.00
414.00 · PLANNING & ZONING							
414.12 · Salary - Planning/Zoning	1,275.00	0.00	0.00	0.00	0.00	0.00	1,275.00
414.21 · Office Supplies/Postage	500.00	0.00	0.00	0.00	0.00	0.00	500.00
414.31 · Legal Expense	1,250.00	0.00	0.00	0.00	0.00	0.00	1,250.00
414.31A · Planning Consultant Fees	3,000.00	0.00	0.00	0.00	0.00	0.00	3,000.00
414.321 · Telephone Expense	0.00	0.00	0.00	0.00	0.00	0.00	0.00
414.33 · Mileage	800.00	0.00	0.00	0.00	0.00	0.00	800.00
414.34 · Advertising Expense	3,000.00	0.00	0.00	0.00	0.00	0.00	3,000.00
414.40 · Zoning Hearings	1,250.00	0.00	0.00	0.00	0.00	0.00	1,250.00
414.42 · dues and subscriptions	0.00	0.00	0.00	0.00	0.00	0.00	0.00
414.46 · Seminars & Conferences	0.00	0.00	0.00	0.00	0.00	0.00	0.00
Total 414.00 · PLANNING & ZONING	11,075.00	0.00	0.00	0.00	0.00	0.00	11,075.00

Bear Creek Township
2009 Budget By Fund Type

Account	General	Capital	In-Kind	Liq Fuel	UCC	Wind	Total
415.00 · EMERGENCY MANAGEMENT							
415.20 · Supplies	0.00	0.00	0.00	0.00	0.00	0.00	0.00
Total 415.00 · EMERGENCY MANAGEMENT	0.00	0.00	0.00	0.00	0.00	0.00	0.00
Total 410 · PUBLIC SAFETY	119,675.00	0.00	0.00	0.00	18,750.00	0.00	138,425.00
427 · SANITATION							
427.00 · Garbage Collection	5,662.00	0.00	0.00	0.00	0.00	0.00	5,662.00
427.45 · septic cleaning	0.00	0.00	0.00	0.00	0.00	0.00	0.00
427 · SANITATION - Other	0.00	0.00	0.00	0.00	0.00	0.00	0.00
Total 427 · SANITATION	5,662.00	0.00	0.00	0.00	0.00	0.00	5,662.00
430 · ROADS & STREETS							
430.00 · General Services							
430.11 · Supervisors' Hourly	6,000.00	0.00	0.00	0.00	0.00	0.00	6,000.00
430.12 · Salaries	110,330.00	0.00	0.00	0.00	0.00	0.00	110,330.00
430.22 · Operating Supplies	6,000.00	0.00	0.00	0.00	0.00	0.00	6,000.00
430.231 · Vehicle Fuel	0.00	0.00	0.00	14,000.00	0.00	0.00	14,000.00
430.24 · Other Operating Supplies/Safety	1,000.00	0.00	0.00	0.00	0.00	0.00	1,000.00
430.25 · Bldg. Repairs & Maintenance	1,000.00	0.00	0.00	0.00	0.00	0.00	1,000.00
430.26 · Small Tools & Minor Equipment	7,000.00	0.00	0.00	0.00	0.00	0.00	7,000.00
430.27 · CDL Testing	0.00	0.00	0.00	0.00	0.00	0.00	0.00
430.321 · Telephone Expense	1,440.00	0.00	0.00	0.00	0.00	0.00	1,440.00
430.361 · Electricity	2,000.00	0.00	0.00	0.00	0.00	0.00	2,000.00
430.362 · Heating Oil	4,500.00	0.00	0.00	0.00	0.00	0.00	4,500.00
430.45 · Contracted Services	5,000.00	0.00	0.00	0.00	0.00	0.00	5,000.00
430.46 · Seminars	0.00	0.00	0.00	0.00	0.00	0.00	0.00
430.54 · non-govt organization	0.00	0.00	0.00	0.00	0.00	0.00	0.00
430.70 · Capital Outlay	0.00	0.00	0.00	0.00	0.00	0.00	0.00
Total 430.00 · General Services	144,270.00	0.00	0.00	14,000.00	0.00	0.00	158,270.00
432.00 · WINTER MAINTENANCE							
432.22 · Operating Supplies	0.00	0.00	0.00	24,000.00	0.00	0.00	24,000.00
432.400 · Ice & Snow Removal	0.00	0.00	0.00	0.00	0.00	0.00	0.00
Total 432.00 · WINTER MAINTENANCE	0.00	0.00	0.00	24,000.00	0.00	0.00	24,000.00

Bear Creek Township
2009 Budget By Fund Type

Account	General	Capital	In-Kind	Liq Fuel	UCC	Wind	Total
433.00 - Traffic Control Devices							
433.24 - Traffic Signs	2,250.00	0.00	0.00	0.00	0.00	0.00	2,250.00
410.45 - school flashing light Rt 115	0.00	0.00	0.00	0.00	0.00	0.00	0.00
433.361 - Blinker Lights	2,250.00	0.00	0.00	0.00	0.00	0.00	2,250.00
Total 433.00 - Traffic Control Devices	4,500.00	0.00	0.00	0.00	0.00	0.00	4,500.00
434.00 - Street Lighting							
434.361 - Street Lighting	0.00	0.00	0.00	24,000.00	0.00	0.00	24,000.00
434.00 - Street Lighting - Other	0.00	0.00	0.00	0.00	0.00	0.00	0.00
Total 434.00 - Street Lighting	0.00	0.00	0.00	24,000.00	0.00	0.00	24,000.00
437.00 - Repairs to Tools & Machinery							
437.25 - Repairs - Tools & Machinery	0.00	0.00	0.00	0.00	0.00	0.00	0.00
437.251 - repair/maintenance/vechicle part	0.00	0.00	0.00	0.00	0.00	0.00	0.00
437.38 - Equipment Rental	0.00	0.00	0.00	0.00	0.00	0.00	0.00
437.45 - contracted services	0.00	0.00	0.00	0.00	0.00	0.00	0.00
437.70 - Capital Outlay	10,000.00	10,000.00	0.00	40,000.00	0.00	0.00	60,000.00
437.00 - Repairs to Tools & Machinery - Other	0.00	0.00	0.00	0.00	0.00	0.00	0.00
Total 437.00 - Repairs to Tools & Machinery	10,000.00	10,000.00	0.00	40,000.00	0.00	0.00	60,000.00
438.00 - Road & Bridge Maintenance							
438.25 - Repair to Roads	23,119.00	0.00	0.00	0.00	0.00	0.00	23,119.00
438.140 - Maint/Repair - Roads/Bridges	0.00	0.00	0.00	0.00	0.00	0.00	0.00
Total 438.00 - Road & Bridge Maintenance	23,119.00	0.00	0.00	0.00	0.00	0.00	23,119.00
439.00 - Construction & Rebuilding Projc							
439.45 - Contracted Services	0.00	0.00	0.00	0.00	0.00	0.00	0.00
439.100 - Paving Projects	0.00	100,000.00	0.00	0.00	0.00	0.00	100,000.00
Total 439.00 - Construction & Rebuilding Projc	0.00	100,000.00	0.00	0.00	0.00	0.00	100,000.00
Total 430 - ROADS & STREETS	181,889.00	110,000.00	0.00	102,000.00	0.00	0.00	393,889.00

Bear Creek Township
2009 Budget By Fund Type

Account	General	Capital	In-Kind	Liq Fuel	UCC	Wind	Total
450 - RECREATION							
454.00 - Parks							
454.21 - Expenses	0.00	0.00	0.00	0.00	0.00	0.00	0.00
454.361 - Electricity	0.00	0.00	0.00	0.00	0.00	0.00	0.00
454.45 - Contracted Services	5,000.00	0.00	0.00	0.00	0.00	0.00	5,000.00
454.54 - Donations	0.00	0.00	0.00	0.00	0.00	0.00	0.00
454.70 - Capital Outlay	5,000.00	0.00	0.00	0.00	0.00	0.00	5,000.00
Total 454.00 - Parks	10,000.00	0.00	0.00	0.00	0.00	0.00	10,000.00
Total 450 - RECREATION	10,000.00	0.00	0.00	0.00	0.00	0.00	10,000.00
480 - MISCELLANEOUS							
480.00 - Miscellaneous	800.00	0.00	0.00	0.00	0.00	0.00	800.00
483.00 - Pension/Retirement Fund	9,000.00	0.00	0.00	0.00	0.00	0.00	9,000.00
484.00 - Workers' Compensation	16,000.00	0.00	0.00	0.00	0.00	0.00	16,000.00
485.00 - Unemployment Compensation	5,000.00	0.00	0.00	0.00	0.00	0.00	5,000.00
486.00 - Auto & Property Insurance	0.00	0.00	0.00	0.00	0.00	0.00	0.00
486.01 - INSURANCE PUBLIC OFFICIALS	5,000.00	0.00	0.00	0.00	0.00	0.00	5,000.00
486.00 - Auto & Property Insurance - Other	28,000.00	0.00	0.00	0.00	0.00	0.00	28,000.00
Total 486.00 - Auto & Property Insurance	63,800.00	0.00	0.00	0.00	0.00	0.00	63,800.00
487.153 - Disability Insurance	1,000.00	0.00	0.00	0.00	0.00	0.00	1,000.00
487.156 - Health Insurance	28,000.00	0.00	0.00	0.00	0.00	0.00	28,000.00
487.158 - Life Insurance	700.00	0.00	0.00	0.00	0.00	0.00	700.00
487.160 - Social Security (Employers)	10,316.00	0.00	0.00	0.00	0.00	0.00	10,316.00
487.161 - Medicare (Employers)	2,393.00	0.00	0.00	0.00	0.00	0.00	2,393.00
Total 480 - MISCELLANEOUS	42,409.00	0.00	0.00	0.00	0.00	0.00	42,409.00
Total Expense	510,999.00	110,000.00	0.00	102,000.00	18,750.00	25,000.00	766,749.00
Net Income	28,587.00	62,600.00	600.00	-32,677.00	6,250.00	11,900.00	77,260.00

Bear Creek Township Income Statement (2003 - 2009)		2003 Actual	2004 Actual	2005 Actual	2006 Actual	2007 Actual	2008 Budget	2008 Forecast	2009 Budget
Taxes	Earned Income Tax	\$ 249,432	\$ 289,657	\$ 277,720	\$ 286,286	\$ 284,924	\$ 287,000	\$ 278,869	\$ 280,000
	Real Estate Taxes	\$ 43,741	\$ 45,103	\$ 5,447	\$ 3,417	\$ 1,033	\$ 3,500	\$ 142	\$ 118,200
	Real Estate Transfer Tax	\$ 35,475	\$ 35,895	\$ 50,116	\$ 46,271	\$ 42,619	\$ 40,000	\$ 35,116	\$ 36,000
	EMS / Local Service Tax	\$ -	\$ -	\$ -	\$ 8,253	\$ 10,604	\$ 9,600	\$ 8,119	\$ 8,500
	All Other Taxes	\$ 9,160	\$ 11,734	\$ 13,239	\$ 21,377	\$ 25,339	\$ 13,000	\$ 24,371	\$ 26,000
	Taxes	\$ 337,808	\$ 382,389	\$ 346,521	\$ 365,604	\$ 364,520	\$ 353,100	\$ 346,617	\$ 468,700
Permits Licenses and Fees	Contractor Licenses	\$ 17,000	\$ 20,600	\$ 9,600	\$ 14,905	\$ 18,331	\$ 15,000	\$ 21,820	\$ 20,000
	Zoning & Subdivision Fees	\$ 1,400	\$ 1,200	\$ 1,770	\$ 3,432	\$ 3,635	\$ 3,000	\$ 4,800	\$ 5,000
	Building Permits	\$ 28,163	\$ 20,857	\$ 118,950	\$ 38,124	\$ 29,659	\$ 8,000	\$ 24,246	\$ 25,000
	Sewage Permits	\$ 12,010	\$ 13,125	\$ 13,688	\$ 6,125	\$ 6,085	\$ 6,000	\$ 6,875	\$ 6,000
	Other Permits	\$ 1,220	\$ 890	\$ 970	\$ 1,060	\$ 1,135	\$ 1,850	\$ 3,640	\$ 2,000
	Alcoholic Beverage License	\$ 2,800	\$ 1,000	\$ 2,400	\$ 1,000	\$ 2,000	\$ 2,000	\$ 1,400	\$ 1,500
	Fines	\$ 3,574	\$ 7,575	\$ 4,248	\$ 6,084	\$ 6,537	\$ 4,000	\$ 3,722	\$ 4,000
	Permits, Licenses and Fees	\$ 66,167	\$ 65,247	\$ 151,626	\$ 70,729	\$ 67,382	\$ 39,850	\$ 66,503	\$ 63,500
Rentals	Windmills	\$ -	\$ -	\$ -	\$ 45,370	\$ 30,000	\$ 35,000	\$ 35,700	\$ 36,300
	Cable TV Franchise Fee	\$ 11,670	\$ 13,401	\$ 18,626	\$ 25,256	\$ 22,920	\$ 23,000	\$ 27,031	\$ 25,000
	Towers	\$ 17,967	\$ 18,553	\$ 19,717	\$ 21,064	\$ 17,813	\$ 19,000	\$ 13,947	\$ 21,372
	Rentals	\$ 29,636	\$ 31,954	\$ 38,344	\$ 91,689	\$ 70,733	\$ 77,000	\$ 76,678	\$ 82,672
Grants	State & Local Grants	\$ 58,577	\$ 706	\$ -	\$ 130,000	\$ 95,000	\$ 110,000	\$ -	\$ 100,000
	Private Grants	\$ -	\$ -	\$ -	\$ -	\$ 50,000	\$ -	\$ -	\$ -
	Grants	\$ 58,577	\$ 706	\$ -	\$ 130,000	\$ 145,000	\$ 110,000	\$ -	\$ 100,000
Inter-Gov't	Fees from Other Municipalities	\$ 2,129	\$ 4,286	\$ 2,472	\$ 3,564	\$ 2,109	\$ 4,250	\$ 2,473	\$ 5,414
	Public Utility Realty Tax	\$ 625	\$ 454	\$ 638	\$ -	\$ 528	\$ 600	\$ 473	\$ 600
	Pension System State Aid	\$ 11,103	\$ 8,734	\$ 8,780	\$ 6,101	\$ 7,107	\$ 9,000	\$ 5,483	\$ 5,000
	All Other Shared Revenues	\$ 16,118	\$ 15,901	\$ 18,076	\$ 18,361	\$ 18,456	\$ 18,400	\$ 21,872	\$ 20,000
	Liquid Fuels Allotment	\$ 55,372	\$ 56,416	\$ 56,876	\$ 61,975	\$ 64,182	\$ 71,300	\$ 70,684	\$ 68,123
	Game Commission Lands	\$ 5,335	\$ 5,335	\$ 5,335	\$ 5,335	\$ 26,676	\$ 16,000	\$ 16,006	\$ 16,000
	Inter-Governmental	\$ 90,682	\$ 91,126	\$ 92,177	\$ 95,336	\$ 119,058	\$ 119,550	\$ 116,991	\$ 115,137
Misc	Miscellaneous Income	\$ 273	\$ 466	\$ 2,154	\$ 20,825	\$ 70,396	\$ 200	\$ 3,352	\$ 1,500
	Interest Income	\$ 8,195	\$ 9,935	\$ 15,906	\$ 16,594	\$ 20,954	\$ 17,000	\$ 12,254	\$ 12,000
	Building Rental	\$ 425	\$ 350	\$ 250	\$ 250	\$ 738	\$ 250	\$ 475	\$ 500
	Miscellaneous Income	\$ 8,893	\$ 10,751	\$ 18,310	\$ 37,669	\$ 92,088	\$ 17,450	\$ 16,081	\$ 14,000
	Total Income	\$ 591,763	\$ 582,173	\$ 646,978	\$ 791,027	\$ 858,781	\$ 716,950	\$ 622,870	\$ 844,009

Bear Creek Township Income Statement (2003 - 2009)		2003 Actual	2004 Actual	2005 Actual	2006 Actual	2007 Actual	2008 Budget	2008 Forecast	2009 Budget
Payroll and Taxes	Road & Street	\$ 92,643	\$ 95,640	\$ 91,324	\$ 105,496	\$ 106,798	\$ 104,000	\$ 98,055	\$ 110,330
	Secretary / Treasurer	\$ 18,277	\$ 19,390	\$ 20,288	\$ 20,202	\$ 17,173	\$ 32,000	\$ 21,449	\$ 24,570
	Supervisors' Hourly	\$ 9,720	\$ 9,430	\$ 6,970	\$ 7,275	\$ 5,385	\$ 10,000	\$ 5,928	\$ 6,000
	Salary - Code Enforcement	\$ 13,000	\$ 13,000	\$ 9,425	\$ 8,077	\$ 9,500	\$ 9,500	\$ 9,927	\$ 10,000
	Salary - Supervisors	\$ 5,625	\$ 5,625	\$ 5,625	\$ 5,625	\$ 5,662	\$ 9,375	\$ 9,375	\$ 9,375
	Salary - Planning/Zoning	\$ 1,677	\$ 850	\$ 1,000	\$ 4,548	\$ 900	\$ 3,000	\$ 1,475	\$ 1,275
	Salary - Maintenance	\$ 3,017	\$ 6,105	\$ 5,969	\$ 2,540	\$ 3,228	\$ 3,000	\$ 3,492	\$ 3,500
	Salary - Tax Collector	\$ 1,966	\$ 2,099	\$ 8,405	\$ 896	\$ 2	\$ 2,500	\$ -	\$ -
	Social Security (Employers)	\$ 9,103	\$ 9,616	\$ 8,779	\$ 9,363	\$ 9,216	\$ 10,000	\$ 9,312	\$ 10,316
	Workers' Compensation	\$ 17,421	\$ 14,072	\$ 13,477	\$ 16,340	\$ 20,645	\$ 20,000	\$ 11,036	\$ 16,000
	Pension / Retirement Fund	\$ 11,452	\$ 9,558	\$ 9,460	\$ 5,766	\$ 4,525	\$ 9,000	\$ 14,236	\$ 9,000
	Unemployment Compensation	\$ 901	\$ 1,811	\$ 1,501	\$ 1,444	\$ 5,357	\$ 4,500	\$ 4,579	\$ 5,000
	Medicare (Employers)	\$ 2,129	\$ 2,249	\$ 2,057	\$ 2,190	\$ 2,155	\$ 3,600	\$ 2,380	\$ 2,393
	Payroll & Taxes	\$ 186,930	\$ 189,445	\$ 184,279	\$ 189,762	\$ 190,547	\$ 220,475	\$ 191,244	\$ 207,759
Utilities	Electric - Street Lighting	\$ 11,471	\$ 12,735	\$ 14,009	\$ 17,855	\$ 19,151	\$ 22,000	\$ 21,842	\$ 24,000
	Electric - Other	\$ 6,856	\$ 4,539	\$ 5,667	\$ 906	\$ 423	\$ 9,800	\$ 3,728	\$ 4,000
	Telephone - Office	\$ 1,513	\$ 1,509	\$ 964	\$ 1,959	\$ 1,823	\$ 2,500	\$ 1,787	\$ 2,100
	Telephone - Road & Streets	\$ 1,713	\$ 1,450	\$ 2,131	\$ 2,052	\$ 2,410	\$ 2,000	\$ 1,761	\$ 1,440
	Oil & Fuel - Heating	\$ 6,683	\$ 7,503	\$ 2,147	\$ 5,594	\$ 6,508	\$ 11,000	\$ 11,890	\$ 14,000
	Oil & Fuel - Vehicles	\$ 5,991	\$ 5,977	\$ 7,795	\$ 8,851	\$ 11,625	\$ 10,000	\$ 12,905	\$ 14,000
	Utilities	\$ 34,228	\$ 33,713	\$ 32,712	\$ 37,218	\$ 41,940	\$ 57,300	\$ 53,913	\$ 59,540
Professional Fees	Township Solicitor	\$ 25,823	\$ 29,628	\$ 33,743	\$ 35,661	\$ 42,341	\$ 25,000	\$ 19,451	\$ 25,000
	Planning & Zoning - Fees	\$ 4,127	\$ 2,447	\$ 4,079	\$ 5,970	\$ 400	\$ 2,100	\$ 1,165	\$ 2,500
	Consulting	\$ -	\$ 845	\$ 4,545	\$ (6,458)	\$ 3,970	\$ 3,000	\$ 2,003	\$ 3,000
	Code Administration - BIU			\$ -	\$ 22,158	\$ 19,081	\$ -	\$ 13,382	\$ 18,750
	Engineering	\$ 12,784	\$ 17,297				\$ 34,975	\$ 15,865	\$ 16,000
	Tax Collection / Bonding	\$ 8,580	\$ 9,951				\$ 8,900	\$ 1,118	\$ 500
	Sewage Enforcement Fees	\$ 12,298	\$ 13,048	\$ 14,492	\$ 6,445	\$ 6,210	\$ 106,800	\$ 6,845	\$ 50,000
	Audit	\$ 1,624	\$ 3,350	\$ 1,629	\$ 1,839	\$ 1,910	\$ 3,500	\$ 1,763	\$ 2,000
	Advertising	\$ 983	\$ 710	\$ 2,309	\$ 2,627	\$ 2,960	\$ 1,400	\$ 2,154	\$ 3,000
	Professional Fees	\$ 66,218	\$ 77,275	\$ 60,797	\$ 68,243	\$ 76,872	\$ 185,675	\$ 63,746	\$ 120,750
Insurance	Health Insurance	\$ 25,578	\$ 28,905	\$ 15,031	\$ 25,274	\$ 30,426	\$ 34,300	\$ 24,863	\$ 28,000
	Auto & Property Insurance	\$ 19,040	\$ 23,949	\$ 28,029	\$ 28,253	\$ 25,940	\$ 28,500	\$ 28,178	\$ 28,000
	Insurance - Public Officials	\$ -	\$ -	\$ -	\$ -	\$ 4,753	\$ 9,000	\$ 4,678	\$ 5,000
	Disability & Life Insurance	\$ 1,805	\$ 3,947	\$ 1,043	\$ 1,691	\$ 696	\$ 3,000	\$ 1,602	\$ 1,700
	Insurance	\$ 46,423	\$ 56,801	\$ 44,102	\$ 55,217	\$ 61,815	\$ 74,800	\$ 59,321	\$ 62,700

Bear Creek Township Income Statement (2003 - 2009)		2003 Actual	2004 Actual	2005 Actual	2006 Actual	2007 Actual	2008 Budget	2008 Forecast	2009 Budget
Road Repair	Roads	\$ 5,993	\$ 35,721	\$ 48,525	\$ 7,789	\$ 2,412	\$ 91,300	\$ 13,988	\$ 23,119
and	Roads & Streets Supplies	\$ 5,119	\$ 2,921	\$ 827	\$ 1,833	\$ 2,693	\$ 4,000	\$ 11,166	\$ 7,000
Maintenance	Winter Maintenance	\$ 18,544	\$ 16,683	\$ 18,347	\$ 14,261	\$ 20,742	\$ 10,000	\$ 26,013	\$ 24,000
	Building Repairs	\$ 15,658	\$ 1,591	\$ 6,045	\$ 342	\$ -	\$ -	\$ -	\$ 1,000
	General Maintenance	\$ 868	\$ 6,039	\$ 2,482	\$ 1,105	\$ 234	\$ 500	\$ 1,016	\$ 1,500
	Vehicles, Tools	\$ 1,838	\$ 8,696				\$ 8,000	\$ 6,773	\$ 7,000
	Road Repairs	\$ 48,020	\$ 71,650	\$ 76,226	\$ 25,329	\$ 26,081	\$ 113,800	\$ 58,956	\$ 63,619
Public Safety	Fire Protection	\$ 47,274	\$ 38,270	\$ 45,624	\$ 47,844	\$ 56,660	\$ 58,000	\$ 60,476	\$ 48,000
	Sanitation	\$ 568	\$ 557	\$ 4,119	\$ 5,905	\$ 5,616	\$ 15,500	\$ 4,066	\$ 5,662
	Traffic Control Devices	\$ 1,104	\$ 5,494	\$ 1,633	\$ 1,133	\$ 1,824	\$ 2,000	\$ 4,282	\$ 4,500
	Other	\$ -	\$ -	\$ 481	\$ 2,069	\$ -	\$ -	\$ -	\$ -
	Public Safety	\$ 48,947	\$ 44,322	\$ 51,857	\$ 56,950	\$ 64,100	\$ 75,500	\$ 68,824	\$ 58,162
Contracted Services	Secretary / Treasurer	\$ -	\$ -	\$ -	\$ 1,037	\$ 526	\$ -	\$ 1,268	\$ 1,000
	Maintenance	\$ -	\$ 12,914	\$ 183	\$ 431	\$ 706	\$ 1,000	\$ 5,171	\$ 2,000
	Roads & Streets	\$ 480	\$ 233	\$ 220	\$ 2,842	\$ 210	\$ 5,500	\$ 4,326	\$ 5,000
	Recreation	\$ 2,474	\$ 4,345	\$ 1,547	\$ 929	\$ 1,921	\$ 5,000	\$ 2,664	\$ 5,000
	Contracted Services	\$ 2,954	\$ 17,492	\$ 1,950	\$ 5,239	\$ 3,363	\$ 11,500	\$ 13,429	\$ 13,000
Misc Office Expenses	Office Equipment Lease	\$ 981	\$ 426	\$ -	\$ 5,192	\$ 4,762	\$ 4,500	\$ 4,064	\$ 4,419
	Seminars & Conferences	\$ 2,561	\$ 1,456	\$ -	\$ 3,753	\$ 970	\$ 5,600	\$ 2,346	\$ 3,000
	Office Supplies	\$ 2,815	\$ 2,727	\$ 2,530	\$ 5,071	\$ 3,745	\$ 3,900	\$ 3,475	\$ 4,500
	Mileage	\$ 2,128	\$ 1,611				\$ 3,000	\$ 1,767	\$ 2,500
	Dues & Subscriptions	\$ 145	\$ 1,167	\$ 1,250	\$ 1,629	\$ 1,340	\$ 2,000	\$ 250	\$ 1,000
	Other	\$ 1,230	\$ 2,867				\$ 800	\$ 641	\$ 800
	Miscellaneous Office	\$ 9,860	\$ 10,253	\$ 3,780	\$ 15,646	\$ 10,817	\$ 19,800	\$ 12,543	\$ 16,219
Capital Outlays	Recreation	\$ 1,300	\$ -	\$ -	\$ 233,761	\$ 10,269	\$ 130,000	\$ -	\$ 5,000
	Vehicles, Tools, and Maintenance	\$ 31,813	\$ 47,299	\$ 27,347	\$ 10,457	\$ 8,281	\$ 2,500	\$ 13,903	\$ 60,000
	Construction & Rebuilding	\$ 2,697	\$ 175,752	\$ 366,682	\$ -	\$ 289,829	\$ -	\$ -	\$ 100,000
	Capital Outlays	\$ 35,810	\$ 223,051	\$ 394,029	\$ 244,218	\$ 308,379	\$ 132,500	\$ 13,903	\$ 165,000
	Total Expenses	\$ 479,390	\$ 724,001	\$ 849,732	\$ 697,823	\$ 783,914	\$ 891,350	\$ 535,879	\$ 766,749
	Net Income (Loss)	\$ 112,373	\$ (141,828)	\$ (202,755)	\$ 93,205	\$ 74,868	\$ (174,400)	\$ 86,991	\$ 77,260